

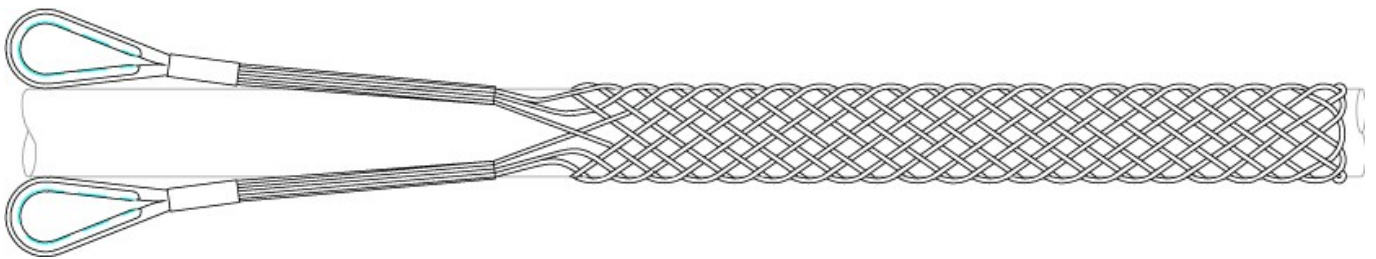
# HEAVY DUTY HOSE RESTRAINT SOCKS



## KEY FEATURES

- ✓ Prevents whipping from detached pressure hoses
- ✓ Threaded bolt fitting
- ✓ Double, Triple and Multiweave options
- ✓ Double reinforced eyes
- ✓ High strength options available

Safety restraining system designed to prevent whipping in the event of a pressurised hose becoming detached from its fitting.





### Double Thimble Eye - Galvanised Steel

Slingco Part No.	Eye type	Range (mm)	Range (in)	Lattice Length (mm)	Lattice Length (in)	Lattice Weave	Approx. Break Load (kg)	Approx. Break Load (lb)
ZCS5363	Thimble eye	25 - 38	1.0 - 1.5	660	26	Double	4,911	11,000
ZCS5364	Thimble eye	38 - 63	1.5 - 2.5	1,016	40	Double	8,928	20,000
ZCS5365	Thimble eye	63 - 89	2.5 - 3.5	1,067	42	Double	9,821	22,000
ZCS5366	Thimble eye	89 - 114	3.5 - 4.5	1,118	44	Double	12,053	27,000
ZCS5367	Thimble eye	114 - 140	4.5 - 5.5	1,219	48	Double	13,839	31,000
ZCS6012	Thimble eye	140 - 180	5.5 - 7.0	1,524	60	Double	22,685	50,000



L9, 1 York Street, Sydney, NSW 2000, Australia Sales: +61 3 8840 6556

## GET IN TOUCH

-  +61 3 8840 6556
-  [sales@slingcoaustralia.com.au](mailto:sales@slingcoaustralia.com.au)

# HEAVY DUTY HOSE RESTRAINT SOCKS

## Double Thimble Eye - 316 Stainless Steel

Slingco Part No.	Eye type	Range (mm)	Range (in)	Lattice Length (mm)	Lattice Length (in)	Lattice Weave	Approx. Break Load (kg)	Approx. Break Load (lb)
ZCS5650	Thimble eye	25 - 38	1.0 - 1.5	660	26	Double	3,437	7,700
ZCS5651	Thimble eye	38 - 63	1.5 - 2.5	1,016	40	Double	6,250	14,000
ZCS5652	Thimble eye	63 - 89	2.5 - 3.5	1,067	42	Double	6,874	15,400
ZCS5653	Thimble eye	89 - 114	3.5 - 4.5	1,118	44	Double	8,437	18,900
ZCS5654	Thimble eye	114 - 140	4.5 - 5.5	1,219	48	Double	9,687	21,700
ZCS6000	Thimble eye	140 - 180	5.5 - 7.0	1,524	60	Double	15,880	35,000

## Double Eye Multiweave - Max Strength - 316 Stainless Steel

Slingco Part No.	Eye type	Range (mm)	Range (in)	Lattice Length (mm)	Lattice Length (in)	Lattice Weave	Approx. Break Load (kg)	Approx. Break Load (lb)
ZCS3995	Thimble eye	29 - 40	1.14 - 1.57	1,270	50	Double	15,625	35,000
ZCS3295	Flex eye	70 - 87	2.75 - 3.44	1,460	58	Multiple	22,230	49,000
ZCS3254	Flex eye	76 - 89	3.00 - 3.50	1,460	58	Multiple	17,785	39,200
ZCS6004	Flex eye	89 - 120	3.50 - 4.75	1,460	58	Multiple	22,320	50,000

This information is for marketing purposes only. The details contained herein is presented as general information and no representation or warranty is expressly or impliedly given as to its accuracy, completeness or correctness. It does not constitute part of a legal offer or contract. For technical specifications, please contact Slingco Australia Pty. Ltd

### Dimensions

The figures shown are indicative only. Fully dimensioned data-sheets are available on request. Nominal figures/actuals are as per data-sheet with tolerances of +/-10%. Please contact us if you have any questions.

**Range dimension overlaps** If the cable, rope or hose you have lies where ranges overlap, e.g. 1" when sizing is 0.5-1.00 and 1.00-1.5 we recommend that you select your cable grip to achieve break load first. If tensile strengths are equal or both adequate, choose the smaller of the two. Please contact us if you have any questions.



L9, 1 York Street, Sydney, NSW 2000, Australia Sales: +61 3 8840 6556

### GET IN TOUCH

+61 3 8840 6556

sales@slingcoaustralia.com.au