

FIBREGLASS EXTENSION ARM

⚠ WARNING

Cancer and Reproductive Harm: www.P65Warnings.ca.gov



KEY FEATURES

- ✓ ASTM F711 compliant
- ✓ Dual crossarm brackets to fit up to a 6" x 6" crossarm
- ✓ Fits up to 1.6" cable
- ✓ Rated for 34.5kV with insulators and 15kV without insulators
- ✓ Easy to install
- ✓ Furnished with bronze eye bolts

VERSATILE MOUNTING OPTIONS FOR TEMPORARY MOVEMENT OF CABLES

The Slingco Fibreglass Extension Arm is used to move conductor to create working clearance in congested areas, or as a temporary aid in replacing insulators and/or conductor. The Fibreglass Extension Arm complies with ASTM F711, OSHA 1910.269 (j)(l), and OSHA 1926.957 (a)(l). The arm is rated for 34.5kV with insulators and 15kV without insulators.


It includes a double bracket system that will fit over crossarms up to 6" x 6". The wire holders will accommodate cables up to 1.6" in diameter. The Slingco Fibreglass Extension Arm includes a QR code so the manual and instructions are always accessible in the field - just scan to view on your mobile.

Slingco offers an optional retrofit kit to protect fibreglass crossarms when the extension arm is installed. The retrofit kit ensures the eye bolts do not penetrate the crossarm. Use the parts diagram to order parts as replacements or add-ons. Convert 15kV model to 34.5kV by adding insulators.



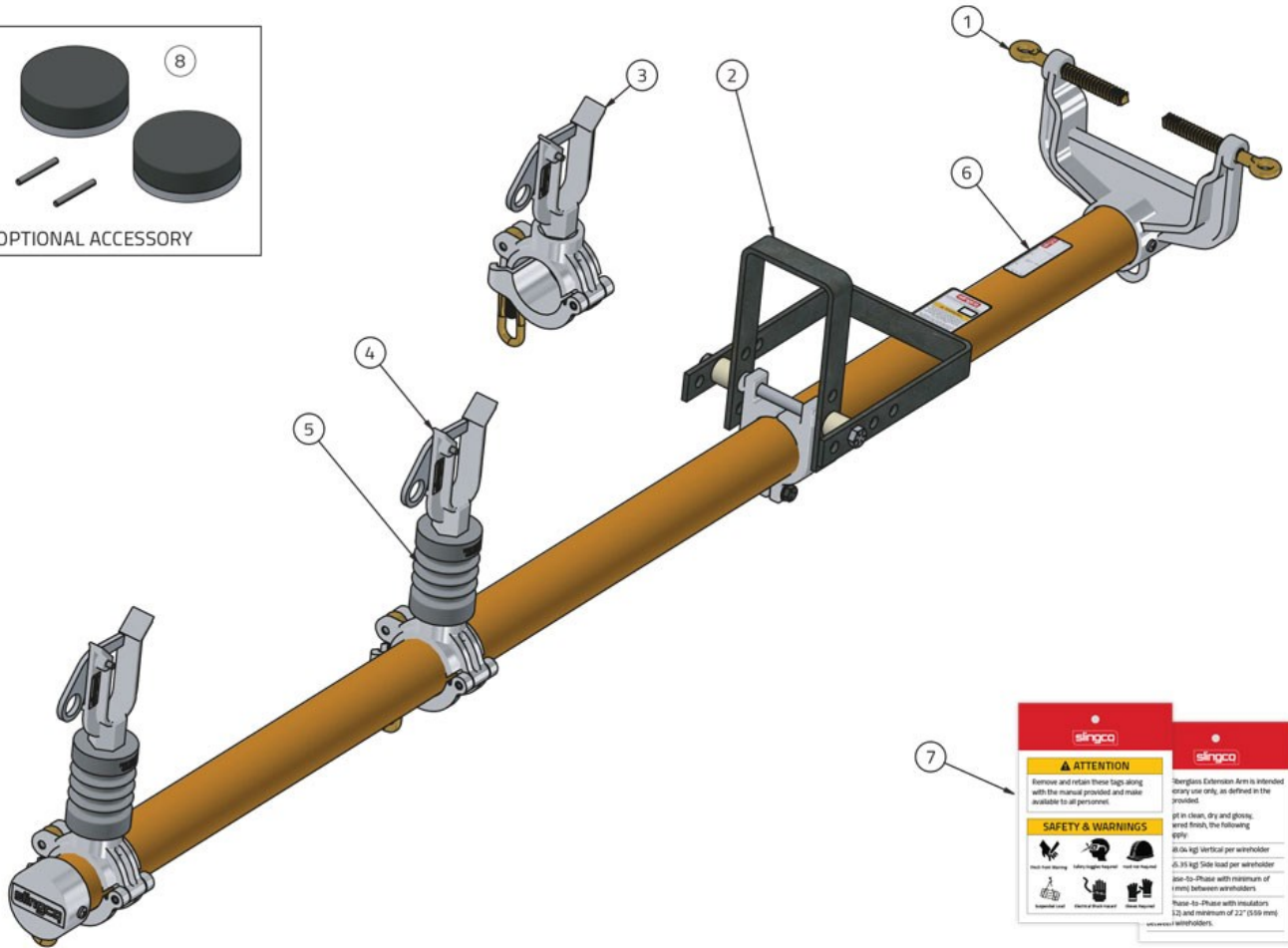
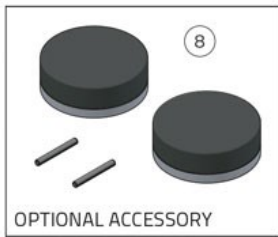
L9, 1 York Street, Sydney, NSW 2000, Australia Sales: +61 3 8840 6556

GET IN TOUCH

 +61 3 8840 6556

 sales@slingcoaustralia.com.au

FIBREGLASS EXTENSION ARM



Part No.	Arm Diameter in (mm)	Arm Length in (mm)	Phase-to-Phase Rating	Max. Vertical Load per Wireholder lb (kg)	Weight lb (kg)	Replacement Eye Bolt
ITP10989	2.5 (63.5)	72 (1,828.8)	15kV	200 (90.72)	21.2 (9.62)	EBW09611
ITP10474	2.5 (63.5)	72 (1,828.8)	34.5kV	200 (90.72)	23.4 (10.61)	EBW09611

Item	Part No.	Description
1	EBW09611	Eye Bolt 5/8"-8 Acme Thread
2	ITP10878	Crossarm Support Assembly
3	ITP09622	Wireholder without Insulator
4	ITP10466	Wireholder with Insulator
5	ITP10352	Insulator
6	LAB12355	Wire Holder Location Label
7	LAB14264	Weather Resistant Warning Tags
8	ITP10925	Optional Accessory: Fiberglass Crossarm Retrofit Kit

This information is for marketing purposes only. The details contained herein is presented as general information and no representation or warranty is expressly or impliedly given as to its accuracy, completeness or correctness. It does not constitute part of a legal offer or contract. For technical specifications, please contact Slingco Australia Pty. Ltd

Dimensions

The figures shown are indicative only. Fully dimensioned data-sheets are available on request. Nominal figures/actuals are as per data-sheet with tolerances of +/-10%. Please contact us if you have any questions.

Range dimension overlaps If the cable, rope or hose you have lies where ranges overlap, e.g. 1" when sizing is 0.5-1.00 and 1.00-1.5 we recommend that you select your cable grip to achieve break load first. If tensile strengths are equal or both adequate, choose the smaller of the two. Please contact us if you have any questions.



L9, 1 York Street, Sydney, NSW 2000, Australia Sales: +61 3 8840 6556

GET IN TOUCH



+61 3 8840 6556



sales@slingcoaustralia.com.au